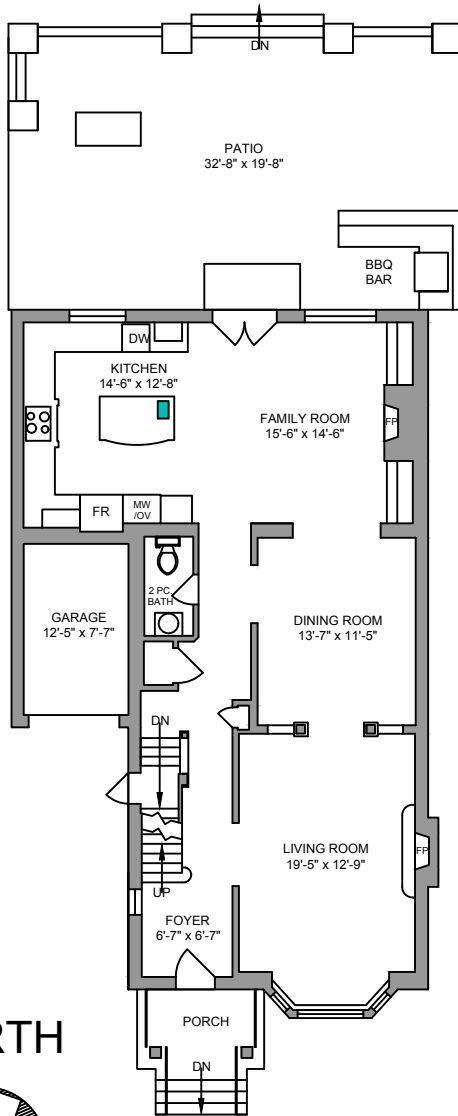


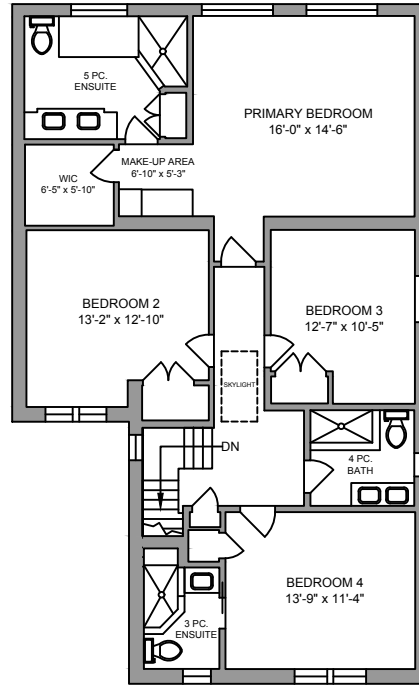
MAIN FLOOR

1225 SQ. FT.
8'-2" CEILING



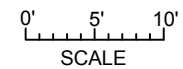
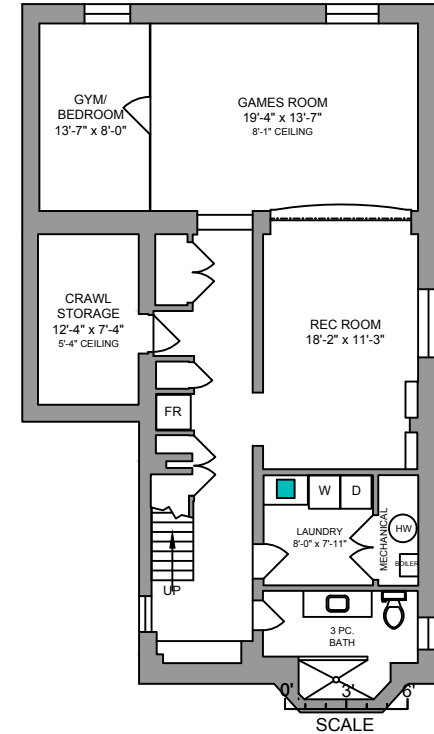
UPPER FLOOR

1321 SQ. FT.
8' CEILING

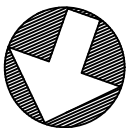


LOWER FLOOR

1337 SQ. FT.
6'-10" CEILING



NORTH



STANWAY
REAL ESTATE

41 SUTHERLAND DR MARCH 13, 2025 PREPARED FOR THE EXCLUSIVE USE OF STANWAY REAL ESTATE PLANS MAY NOT BE 100% ACCURATE, IF CRITICAL BUYER TO VERIFY.			
FLOOR	AREA (SQ. FT.)		
	FINISHED	GARAGE	DECK / PATIO
MAIN	1225	112	643
UPPER	1321	-	-
LOWER	1337	-	-
TOTAL	3883	112	643